


geratech®



EGE-EXT-USB20-50

USB 2.0 Extender (50M)



Thank you for purchasing this product

For optimum performance and safety, please read these instructions carefully before connecting, operating or adjusting this product. Please keep this manual for future reference.

Surge protection device recommended

This product contains sensitive electrical components that may be damaged by electrical spikes, surges, electric shock, lighting strikes, etc. Use of surge protection systems is highly recommended in order to protect and extend the life of your equipment.

TABLE OF CONTENTS

1. Introduction..... 1

2. Features..... 1

3. Package Contents 1

4. Specifications 2

5. Operation Controls and Functions 3

 5.1 Transmitter Panel 3

 5.2 Receiver Panel 3

6. Application Example 4



1. Introduction

The USB 2.0 Extender can extend USB signal up to 50 meters / 164ft via Cat 5e/6 cable (The transmission distance can only up to 40 meters / 131.2ft for some USB 2.0 Hub). In transmitter, the USB-B port is connected a PC. In receiver, you can connect a device with USB port at the two USB ports such as U disk or printer, etc. In addition, you need to connect 5V/1A power supply to receiver. The product can be widely used long distance signal transmission between a PC and USB device. Simple plug and play, no drive and setting installation required.

2. Features

- Supports USB 2.0 protocol, transmission rate up to 480Mbps
- Supports extend distance up to 50 meters /164ft via CAT 5e/6 cable
(**Note:** The transmission distance can only up to 40 meters / 131.2ft for some USB 2.0 Hub)
- Supports one USB-B port input in transmitter
- Supports two USB 2.0 ports output in receiver
- Receiver is powered supply by connecting 5V/1A power adapter
- Simple plug and play, no drive and setting installation required
- Compact design for easy and flexible installation

3. Package Contents

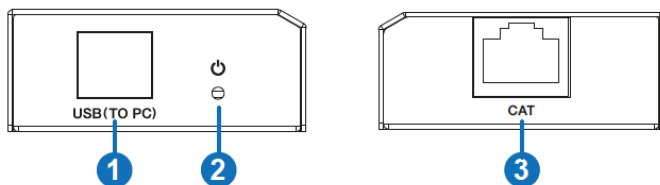
- 1× USB 2.0 Extender (Transmitter)
- 1× USB 2.0 Extender (Receiver)
- 1× USB cable (USB-B male head to USB-A male head, one meter)
- 1× 5V/1A Power Adapter
- 1× User Manual

4. Specifications

Technical	
USB protocol	USB 2.0
Transmission rate	Up to 480Mbps
Transmission distance	50M (Note: The transmission distance can only up to 40 meters for some USB 2.0 Hub)
ESD Protection	Human-body Model: ±8kV (Air-gap discharge) , ±4kV (Contact discharge)
Connections	
Transmitter	Input port: 1×USB [USB-B, female] Output port: 1×CAT [RJ45, female]
Receiver	Input port: 1×CAT [RJ45, female] Output port: 2×USB [USB-A, female]
Mechanical	
Housing	Metal Enclosure
Color	Black
Dimensions	Transmitter / Receiver: 82mm (W)×49mm (D)×20mm (H)
Weight	Transmitter / Receiver: 100g
Power Supply	Input: AC100~240V 50/60Hz Output: DC 5V/1A
Power Consumption	Transmitter: 0.7W, Receiver: 1W
Operating Temperature	0°C ~ 40°C / 32°F ~ 104°F
Storage Temperature	-20°C ~ 60°C / -4°F ~ 140°F
Relative Humidity	20~90% RH (non-condensing)

5. Operation Controls and Functions

5.1 Transmitter Panel



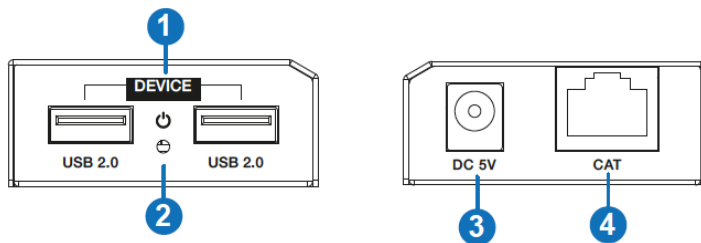
1 USB port: Use USB-B male head to USB-A male head line to connect a PC's USB port.

Note: The PC can control USB ports' device of the receiver.

2 POWER LED: Power LED indicator. The green LED will illuminate when transmitter is provided power supply by USB-B port's device.

3 CAT port: The CAT port is connected receiver's CAT port by CAT 5e/6 cable.

5.2 Receiver Panel



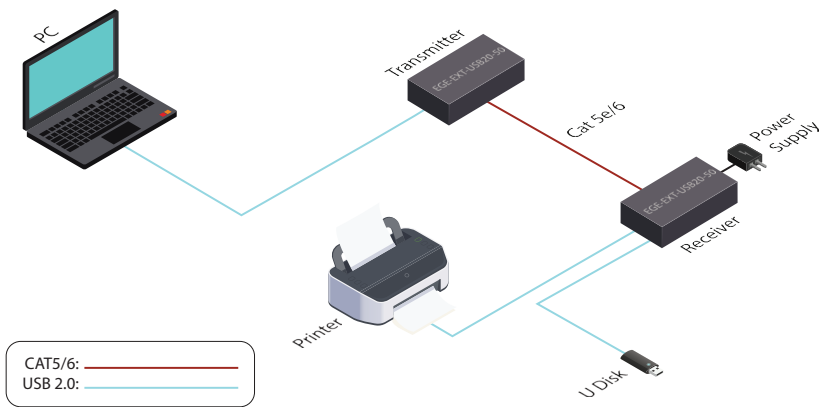
1 USB 2.0 port: Connect to a device with USB port such as printer or U disk, etc.

2 POWER LED: Power LED indicator. The green LED will illuminate when the receiver is connected power supply.

3 DC 5V: Plug 5V/1A DC power supply into the unit and connect the adapter to an AC outlet.

4 CAT port: The CAT port is connected transmitter's CAT port by CAT 5e/6 cable.

6. Application Example





www.egerate.com

www.geratech.eu